

# Developing a Strong Foundation

Start with the Bass



# Bass-ology

- *It's just a guitar with four strings, right?*
- *Types of basses*
  - *P vs J, 4 vs 5, fretted vs fretless*



# Bass-ology, pt deux

- *Function of the bass*
  - *outline the harmony* 🔊
  - *pocket with the drummer* 🔊
  - *provide a solid base* 🔊
- *Ways to play the bass*
  - *left hand and right hand*
  - *finger vs pick vs slap vs hook vs ?*
  - *muting*
  - *tone*
- *Electric vs upright*
- *Concept of locking, pocket, and groove*


# Role of the bass player

- *Provide tonality to the kick drum*
- *Three approaches of playing with the drummer*
  1. *with the kick*
  2. *against the kick*
  3. *around the kick*
- *Keep the drummer in check*
- *Don't overplay - "there's joy in repetition"*
- *Learn to play the drums*



# Three approaches to playing with the drummer

## *With the Kick*

- *What 'Cha Gonna Do for Me?* 
- *Shining Star* 
- *Doo Wop* 
- *Immigrant Song* 
- *The Seed (2.0)* 
- *Taxman* 






# Three approaches to playing with the drummer

## *Against the Kick*

- *Message in a Bottle* 🔊
- *No Promises* 🔊
- *It's Love* 🔊
- *Sabotage* 🔊

# Three approaches to playing with the drummer

## *Around the Kick*

- *I Wish* 
- *September* 
- *Rapper's Delight* 
- *Soul Man* 
- *Look-ka Py Py* 

# Putting it all together

- *As a director, learn the basics of the instrument*
- *Develop vocabulary – pan R-L, live version, isolated tracks, etc.*
- *Bring in guest artists/teachers*
- *Play for the song – strive to make each other sound better*
- *Tempo, Live BPM, and other apps*
- *Don't be afraid to lay out to provide a lift later in the song*
- *Be musically mature and leave space for others. The space you leave is as important as the space you fill*

Questions? [steveholleymusic@gmail.com](mailto:steveholleymusic@gmail.com)